

2020 VICTORY

2020 Victory Volunteer Slack Community

Join the 2020 Victory Volunteer Slack

Slack makes it easy to stay engaged with other volunteers, ask questions you may have while hosting your event or completing a volunteer shift, and learning about other volunteer roles and opportunities!

STEP 1: Getting into 2020 Victory Slack

Click this link: [Slack Invitation Link](#) and insert your email.

Go to your email inbox and open the email from Slack.

Click 'Confirm Email'

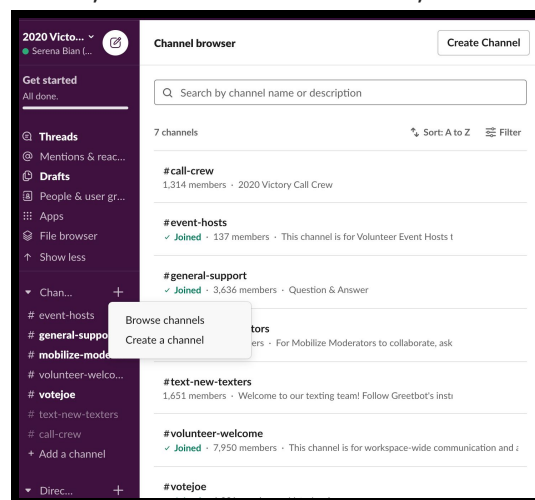
You will be rerouted to Slack where you will be prompted to insert your name and create a password. Click 'Create an Account'.

STEP 2: Joining a Volunteer Channel

In the sidebar on the left, you will see 'Channels'.

Here you can click to join one of our many volunteer channels, whether it be

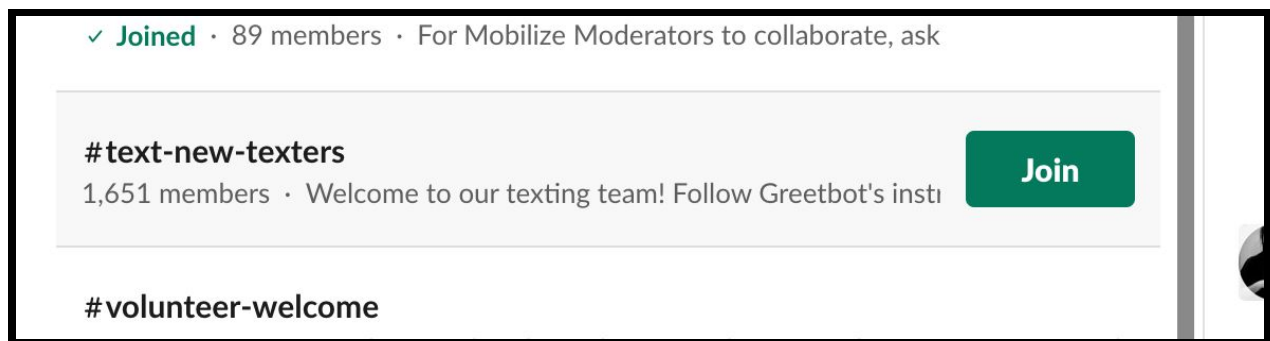
General Support, Event Hosts, Mobilize Moderators, etc.



Paid for by the DEMOCRATIC NATIONAL COMMITTEE, democrats.org. Not authorized by any candidate or candidate's committee.

2020 VICTORY

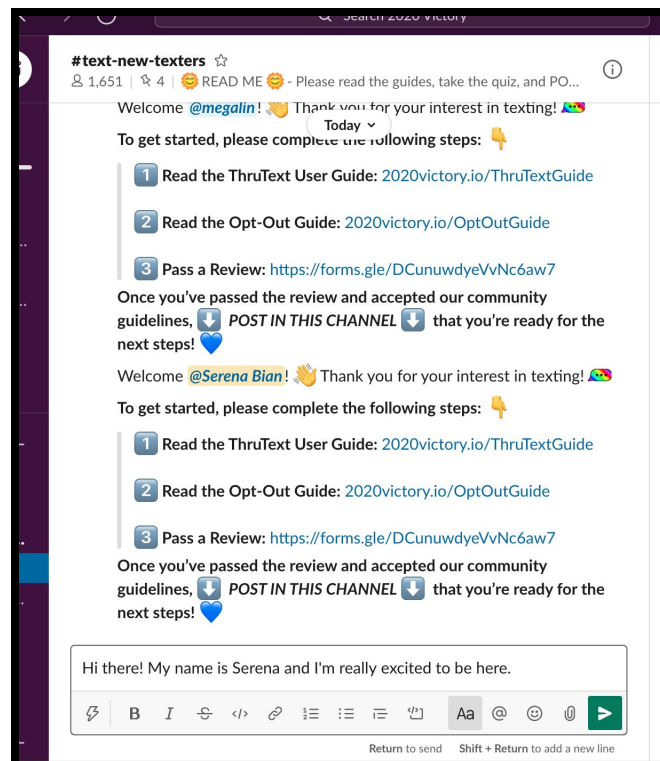
When you choose a channel, click 'Join Channel'



STEP 3: Sending your first message + joining the community

Send your first message and introduce yourself! Say your name, where you're from, and your favorite ice cream flavor (in honor of Joe's favorite food group).

Engage in the community, ask questions, and learn more about volunteering with 2020 Victory!



STEP 4: You can send direct messages (private messages) to people.

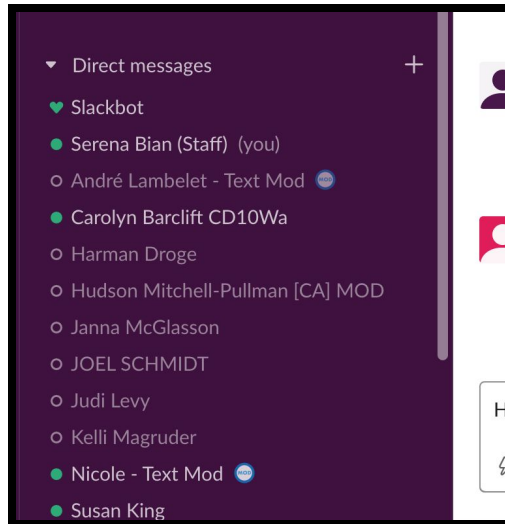
Paid for by the DEMOCRATIC NATIONAL COMMITTEE, democrats.org. Not authorized by any candidate or candidate's committee.

2020 VICTORY

If you scroll down and look at the bottom left side of your Slack screen, you will see a “Direct Message” section.

Click “+” and type in the name of whomever you are trying to reach. Their name will show up. Hit their name, and begin a direct message.

You can communicate privately with staff members through Direct Messages.

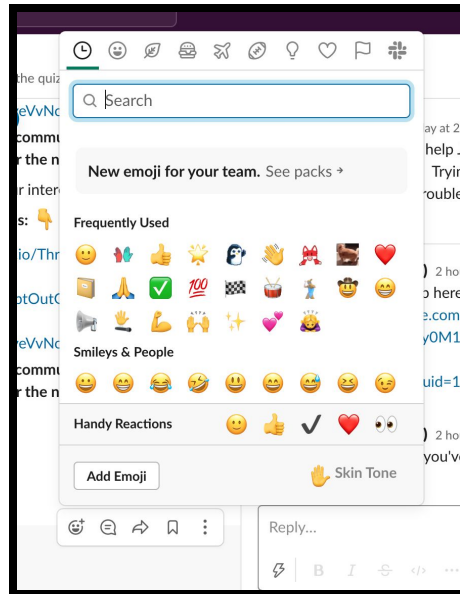


Fun Tips

- Complete your profile by following this [step by step guide](#). You can re-name yourself, add the state that you're from, and also add your official volunteer titles!
- You can watch this video to use [Slack most effectively!](#) You will learn about direct messages, searches, and pins.
- Use fun emoji's to express yourself on Slack! You can do so by clicking a specific message - clicking the bar at the top right corner of each message, and clicking the “add reaction” button. It will roll out a series of fun emoji's that you can use for the message.

Paid for by the DEMOCRATIC NATIONAL COMMITTEE, democrats.org. Not authorized by any candidate or candidate's committee.

2020 VICTORY



Paid for by the DEMOCRATIC NATIONAL COMMITTEE, democrats.org. Not authorized by any candidate or candidate's committee.